





INTERNATIONAL STUDENTS



Key Findings



For more information visit
OttawaSciencePolicyNetwork.ca



OTTAWA SCIENCE POLICY NETWORK'S
NATIONAL GRADUATE STUDENT FINANCE SURVEY

INTERNATIONAL STUDENTS

Key Findings



1



TUITION COSTS

39%

of international students have annual fees over **\$15,000** compared to 3% of domestic students.

INTERNATIONAL STUDENTS

Key Findings



2

SAVINGS

70% vs 40%



INTERNATIONAL STUDENTS

DOMESTIC STUDENTS

have less than 3-months of expenses in savings.

INTERNATIONAL STUDENTS

Key Findings



3

FEDERAL AND PROVINCIAL SCHOLARSHIPS

13% vs **26%**



INTERNATIONAL STUDENTS

DOMESTIC STUDENTS

receive federal and/or provincial awards.

INTERNATIONAL STUDENTS

Key Findings



4

FINANCIAL STRUGGLE

INTERNATIONAL STUDENTS ARE **2X** more likely to be "struggling" AND less likely to be "comfortable."